



Welcome to Mrs. Bustamante's Class 2019 - 2020 School Year



Hello and welcome to the Prekindergarten 2 class! I am so glad you are here. My name is Roberta Bustamante and I have been teaching here at Little School of the West for thirteen years and working with young children for sixteen years. I have an A.A. Degree in Arts and Human Development and my Teacher Certificate in Early Childhood Education. I have been married to my wonderful husband James ("Mr. Bustamante") going on fourteen years. I am very blessed and honored to have the opportunity to work with your precious child and family, and that you will be part of this special school year at L.S.O.T.W. Below is some important information that describes what we do in our class and is useful to refer to throughout the school year. Please save this information.



Weekly Newsletter: Each week there will be a newsletter that will inform you of what we are learning for the week, if there are any special activities planned, or if I may need anything. You can access the newsletter on our website: <http://littleschoolofthewest.com> and it will be posted on our parent information board (located above the cubbies) in room 105. **Please read each the newsletter thoroughly.**

Unit of Study: Each week we will explore a different subject about the world around us. I try to plan as many activities as possible around the subject or unit of study to help give the students a full understanding of it.



Bible Time: The foundation of Little School of the West is a Bible based curriculum. Jesus said, in the book of Matthew, "Let the little ones come to Me and do not hinder them." We believe in the importance of teaching the children about the people and happenings in the Bible and how those lessons can be applied to our everyday lives of today. A different Bible story will be presented each week, through the use of flannel board figures, music and art projects. We will also have a different **Bible memory verse** every 2 - 3 weeks. This is an opportunity for you and your child to memorize the verse at home together. Students who memorize their verse may recite it to me, with its address (book name & verse number) during morning free play for a lollipop & a "jewel" sticker on the Bible verse board.



S.P.A. (Self Pronouncing Alphabet): Children will learn phonics through our S.P.A. program. Each week, children will be introduced to letter of the alphabet. Not only do we teach your child a letter of the alphabet each week, but we also teach your child the sound or sounds. In the case of multiple sounds for one letter (i.e. "A") we take one full week per sound. The students will learn a jingle to help them remember the letter sound. They will also do various activities to help them learn to recognize and form each of the letters, such as coloring letter sheets, forming the letter with collage materials, learning to print the letter on the board or paper, playing letter games, learning spelling songs, taking home "Alpha Tales" Letter Mini books to read at home together, and occasionally watching a phonics video. By the end of the school year, your child hopefully will have grasped, not only the recognition of the letter, but also the letter sound(s).




Weekly Academics to Practice: Each week, there will be a color, shape, and 1 or 2 numbers to practice recognizing, printing, and/or drawing. We will go over these in class, alongside with our curriculum. I encourage you to practice these at home with your child!



Share Time: We will have share time on Thursdays and Fridays. The students that come to school only 2 days a week (T-TH) may bring one share item on Thursday. Students that come to school 3 days (M-W-F) may bring one share item on Friday. Five day students can share on Thursday or Friday, but not both days. To make this a learning time as well as a fun time, on some weeks I will ask the students to bring something pertaining to the unit of study. Other weeks may be something beginning with the "letter of the week", and occasionally it will be the student's choice. Please have your child bring something every week, but do not allow them to bring any toys that promote violence (i.e. guns, swords, characters that battle, etc.) Please label your child's share time item with their name and place it in the share box provided. Please do **not** put in their cubbies.




 **Special Happenings:** We have many special things happening at school. We will cook special snacks, have fun science experiments, have class parties, and other special days. I will always let you know in our weekly newsletter what is happening so you, too, can be a part of our day. Sometimes I need parent participation and on those occasions I will put a sign-up sheet on top of the cubbies.

Character Development: Each month, we will focus on a character trait from the "Fruit of the Spirit" list, described in Galatians 5:22 - 23. The monthly "Fruit of the Spirit" will be on the Bible board in class. For example, for the month of September, we will focus on *patience*. We will talk about patience in class, read about it, model and give positive reinforcement when it is demonstrated amongst the students.




Sticker Cards & Star Hole Punch Cards: To help build your child's awareness of proper choices, each student is given a sticker card. Stickers may be earned in many ways. For example, sitting like a student, being a listener, following the rules, being a helper, knowing a correct answer, etc. The students work hard for their stickers and at the end of the week they will take their sticker cards home. A new sticker card will be given each week. You can encourage your child by asking, "What's that sticker for?" Students also have a chance to work towards a treasure by earning at least one hole punch per day, on a star card for positive behavior. Once they reach 10 star hole punches, they may choose an item from my treasure box, and will then start a new card. Students may count their star hole punches during morning free play.



 **Birthdays:** Birthdays are very important to each child. We like to recognize each student on their birthday by giving them a birthday crown. The students may bring a special snack (optional) to help celebrate with their class. We will celebrate birthdays during mid-morning snack time only. Please inform me 1 month in advance so I can include this in my lesson plan. This special snack may include **mini-size** cupcakes with little frosting, or mini-muffins, cookies, brownies, or something healthy like cheese and fruit. **NO CAKES OR LARGE CUPCAKES PLEASE.**



 **Healthy Breakfast:** Most importantly, please be sure to feed your child a high-protein breakfast every morning, before school, as this helps the students get ready for a learning environment. If your child will be having lunch here and would like to bring their own juice, we accept **100% juice only (label must read)**. If a student has a food item in their lunch that is not allowed at school, a friendly reminder will be sent home. Please refer to the parent handbook regarding nutrition at school.

I am excited about what the Lord has planned for this school year. I look forward to getting to know you and your children and watching them grow in the grace and knowledge of the Lord Jesus Christ. Your children are very special to me and I will keep them in my prayers. If you have any questions, please don't hesitate to ask. I am here for you and your family. Let's work together to make this learning year fun and may God bless you always!

Love in Christ,
Mrs. Bustamante

